

BASO 1.5

DIRECT / INDIRECT



Declare.



5 YEAR
limited
led warranty

Catalog Number Example

BASO 1.5-PDT-BL-OPBW-30K-C80-UNV-010V-SEN-0400LF-DC-ST-48IN

A RANGE

BASO 1.5 BASO 1.5

B MOUNTING

QS Pendant P D T

Pendant in-line ACT T-BAR P A T

Pendant in-line ACT SLOT P A S

Pendant ACT center tile P A C

pendant suspension set includes cable suspension and one white power feeder with a white junction box cover

Wall mounted W A L

for black power feeds or junction box covers, please contact customer service

C COLOR

QS White W H

QS Black B L

Gray G R

Custom color RAL X X

trimless version available in white only

D LENS

HP opal cover direct O P B W

Batwing cover indirect

E CCT

2700K 2 7 K

QS 3000K 3 0 K

QS 3500K 3 5 K

4000K 4 0 K

F CRI

CRI > 80 C 8 0

CRI > 90 C 9 0

G VOLTAGE

120V / 277V U N V

H DIMMING

QS 0-10V 1% 0 1 0 V

Lutron EcoSystem L E S 1

Quantum, Vive, GRAFIK Eye, HomeWorks

Power over ethernet P O E C

consult customer service for compatibility

Custom dimming X X X X

consult customer service for compatibility

I SENSOR (optional)

Integrated Sensor S E N

consult customer service for sensor request

J OUTPUT LM/FT DOWN

QS 400 lm/ft ↓ 0 4 0 0 L F

QS 600 lm/ft ↓ 0 6 0 0 L F

800 lm/ft ↓ 0 8 0 0 L F

Custom lm/ft X X X X L F

custom lumen up to 800 lm/ft

K OUTPUT LM/FT UP

QS 400 lm/ft ↑ 0 4 0 0 L F

QS 600 lm/ft ↑ 0 6 0 0 L F

QS 800 lm/ft ↑ 0 8 0 0 L F

Custom lm/ft X X X X L F

custom lumen up to 1000 lm/ft

L CIRCUIT / EM

QS Single circuit *

EMC night light circuit N L C

EMB available in 4ft and 8ft E M #

Dual Circuit D C

* leave blank

M SHAPE / PATTERN

QS Linear / straight S T

QS Linear / straight + flex inset S F
includes 1ft. field-cutttable section; only available for 4' and 8' segments

L-shape L S

□-shape (rectangular shape) R S

U-shape U S

Custom shape X X

for grid applications using L-shape, rectangular shape or U-shape, please contact customer service for availability

N DIMENSIONS IN INCH

QS Linear 4' 4 8 I N

QS Linear 6' 7 2 I N

QS Linear 8' 9 6 I N

Linear custom # # # I N

Linear flex inset # # # I N

includes 4' to 3' field-cutttable section

L-Shape # # # X # # # I N

U-Shape # # # X # # # X # # # I N

□-Shape # # # X # # # I N

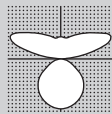
for lengths including flex insets, round up to the nearest total foot length

O CERTIFICATION (optional)

Red List Approved R L A

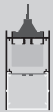
PERFORMANCE

- Up to 110lm/W efficiency
- 400 / 550lm/ft
- CRI > 80 & CRI > 90
- Damp rated



MOUNTING

Pendant



PATTERNS



*X Shapes



Angular



*Wall to Ceiling



Rectangular



*T Shapes


For customization, please contact customer service

FIELD-CUTTABLE FLEX

Down to 1/16"





[link to video](#)



BASO
basolighting.com
xalusa.com

Technical data

	SIZE TYPE	LED COLOR TEMPERATURE	INPUT WATTS	DELIVERED LM TOTAL	LIGHT DISTRIBUTION	DELIVERED LM DIRECT	DELIVERED LM INDIRECT	OPTICAL EFFICIENCY	LUMINAIRE EFFICACY
BASO DIRECT / INDIRECT									
e LED 	4' linear	40K	15.2W	1650lm	40% down / 60% up	157 lm/ft	253 lm/ft	70%	108 lm/W
	8' linear		30.5W	3300lm					
	2' + 2' corner		15.2W	1650lm					
e ² LED 	4' linear	40K	20.2W	2230lm	40% down / 60% up	215 lm/ft	343 lm/ft	70%	110 lm/W
	8' linear	30K, 35K	40.4W	4470lm					
	2' + 2' corner	40K	20.2W	2230lm					

for 30K or 35K multiply lm value by 0.96

Patterns top view

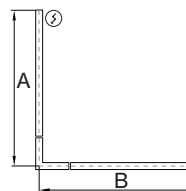
LINEAR

A	FIXTURES	CODE
48"	1 x 4' linear	ST - 0 4 FT
96"	1 x 8' linear	ST - 0 8 FT
144"	3 x 4' linear	ST - 1 2 FT



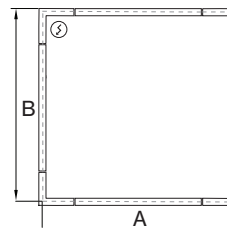
L-SHAPE

A / B	FIXTURES	CODE
48" / 48"	2 x 2' linear + 1 x 2' x 2' corner	LS - 0 4 X 0 4 FT
48" / 96"	1 x 2' linear + 1 x 6' linear + 1 x 2' x 2' corner	LS - 0 4 X 0 8 FT
96" / 96"	2 x 6' linear + 1 x 2' x 2' corner	LS - 0 8 X 0 8 FT



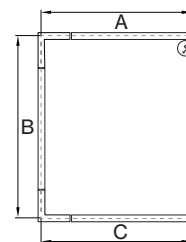
□-SHAPE (rectangular shape)

A / B	FIXTURES	CODE
48" / 48"	4 x 2' x 2' corner	RS - 0 4 X 0 4 FT
48" / 96"	2 x 4' linear + 4 x 2' x 2' corner	RS - 0 4 X 0 8 FT
96" / 96"	4 x 4' linear + 4 x 2' x 2' corner	RS - 0 8 X 0 8 FT



U-SHAPE

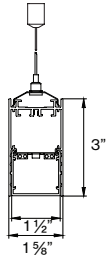
A / B / C	FIXTURES	CODE
48" / 48" / 48"	2 x 2' linear + 2 x 2' x 2' corner	US - 0 4 X 0 4 X 0 4 FT
48" / 96" / 48"	1 x 4' linear + 2 x 2' linear + 2 x 2' x 2' corner	US - 0 4 X 0 8 X 0 4 FT
48" / 144" / 48"	1 x 8' linear + 2 x 2' linear + 2 x 2' x 2' corner	US - 0 4 X 1 2 X 0 4 FT



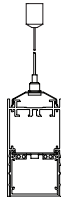
DIMENSIONS

BASO 1.5

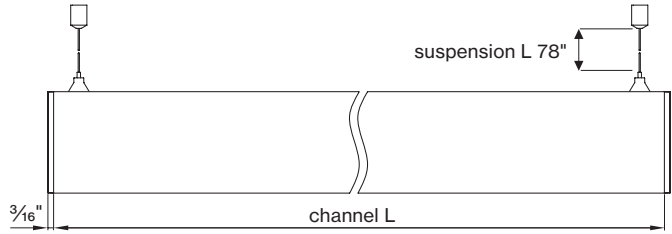
PENDANT
direct



direct / indirect

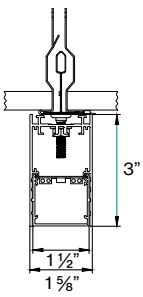


linear 4ft / 8ft

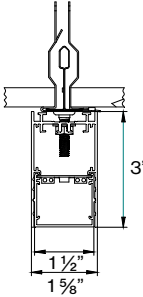


BASO 1.5 SPECIALITY MOUNTING

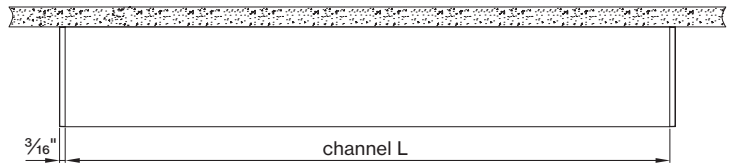
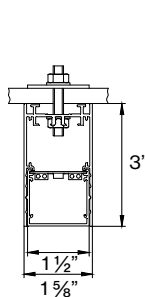
SURFACE
in-line ACT TBAR



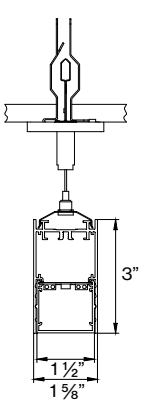
SURFACE
in-line ACT SLOT



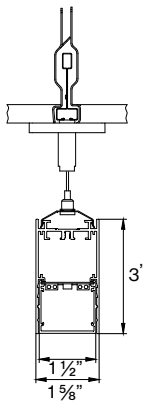
SURFACE
ACT center tile



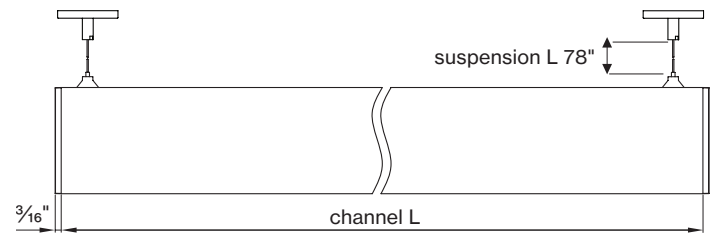
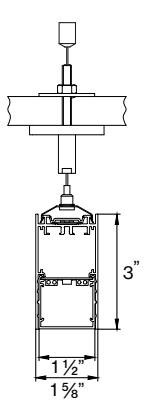
PENDANT
ACT TBAR



PENDANT
in-line ACT SLOT



PENDANT
ACT center tile



Declare.

BASO 1.5 2.5 4.0
XAL USA Incorporated

Final Assembly: Collins, Connecticut, USA
LIFE Expectancy: 30 Years
End of Life Options: Recyclable (70%), Landfill (30%)

Ingredients:
Aluminum, 2-Phenylacetic acid, 2-methyl-, methyl ester, polymer with ethyl 2-cyanobenzoate, Steel, manufacture, Chemicals, Copper Chloride (CuCl₂), Polyvinyl Chloride (PVC), Polyethylene Glycol (PEG), Polypropylene Glycol (PPG), Polyethylene Glycol (PEO), Polyethylene Glycol (PEG), Copper, Iron, Tin, Organic Silicones, Zinc

Living Building Challenge Criteria:
LEED Temp Exception RE-003 - Small Electrical Components

H18 Red List:
LEED Red List Free LEED Red List Approved
LEED Red List Approved VOC Content: Not Applicable
No Cadmium

H10 Interior Performance: Not Applicable
H14 Responsible Sourcing: Not Applicable

XAL-0002
E031 02 MAR 2024
Original Issue Date: 2023

INTERNATIONAL LIVING FUTURE ASSOCIATION <http://www.livingbuildingchallenge.com>

BASO mounting instructions

Get access to the BASO 1.5 mounting instructions faster by scanning the QR code.

www.xalusa.com/resources/mounting-instructions/baso

